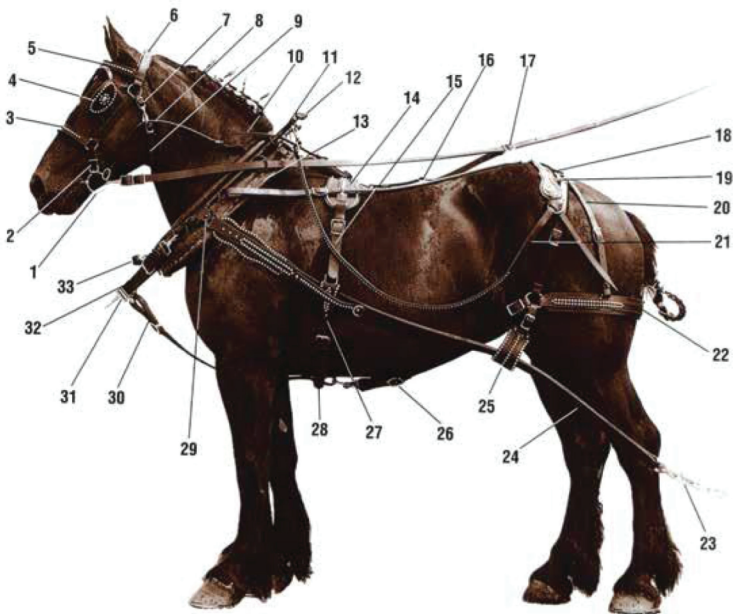


Yonie's Harness Shop • LLC •

Manufacturer of Synthetic Harnesses and Tack

Harness Diagrams

1. Bit
2. Bit Strap
3. Noseband
4. Blind
5. Browband & Winker Stay
6. Head Crown
7. Gag Swivel
8. Rein Round
9. Throat Latch
10. Rein
11. Hame
12. Hame Ball
13. Collar
14. Back Band
15. Market Strap
16. Rein Up Strap
17. Check Line
18. Back & Hip Strap
19. Trace Carrier
20. Hip Strap
21. Tie Strap
22. Breeching
23. Heel Chain
24. Trace
25. Lazy Strap
26. Quarter Strap
27. Belly Band Billet
28. Belly Band
29. No. 21 Connector
30. Pole Strap
31. No. 1616 Snap
32. Breast Strap
33. Hame Strap



Phone : (610) 273-7370
Leave a message anytime or
to speak with us call between
12:00 & 12:30 pm.
Monday thru Friday
Fax: (610) 273-3065
Email: sales@yonies.com



We ship ups



Yonies Harness Shop
435 Churchtown Road
Honey Brook Pa 19344

Made in the USA

Pleasure and CDE Harness



Breast Collars

Breast Collar - Average V



Breast Collar - Super V
w/ Adaptable Line of Draft



Breast Collar - Super V
w/ Ends Turned Down Slightly



Breast Collar - Special Super V
w/ Ends Turned Down Fairly Hard



Neck Strap Territ Options

Adjustable Territ



Sliding Territ



Floppy Territ



Dee Style

(Standard on all
our harnesses)



With Conway
Adjuster.





BioThane Harness In Shiny or Matte Bio

435 Churchtown Road, Honey Brook, PA 19344

PH: 610-273-7370 (12:00 to 12:30 p.m.) Fax 610-273-3065 email: sales@yonies.com website: www.yonies.com

Measuring Chart for:

Beta Biothane Harness's

Name _____

Farm _____

Address _____

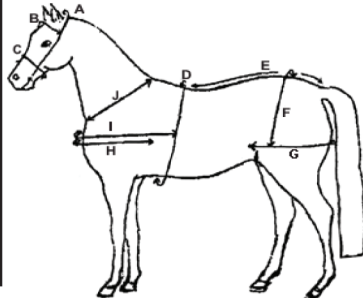
Home Phone _____

Cell Phone _____

Fax _____

Email _____

When measuring your horse for a harness, it is easier to use a piece of string or rope to obtain the dimension and then measure that string with your tape measure. If using a tape measure it is best to use a soft tape measure for best results. Measure each area twice to make sure you are correct.



Name of Horse/Pony _____

Breed _____ Height _____

A. Poll: Measuring from the corner of mouth over the poll back to the corner of mouth on the other side. _____

B. Browband: We measure our browbands from end to end. The best way to do this is to have a 1" wide halter on your horse, have the halter back a 3/4" from the ear. Now _____

C. Noseband: Position your tape measure or string 1 to 1.5 inches below the cheekbone and measure all the way around the nose. _____

D. Girth where saddle sits: Position the tape behind the wither and measure all the way around the girth (Staying about 3" behind the elbow of the horse's shoulder). _____

E. Turnback: Here it works best to have a saddle on your horse. If you measure without the saddle it may not be as accurate. Your measurement should be from the back of _____

F. Hip Strap: Measuring from the top of the breeching across the rump to the top of the breeching _____

G. Breeching: Measuring from the flank line around the back of the horse to the flank line on the other side. Dees should come front past the flank line about 1 inch. (See _____

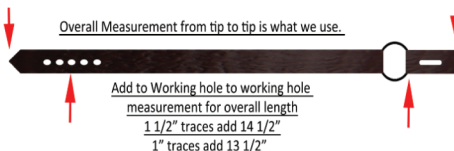
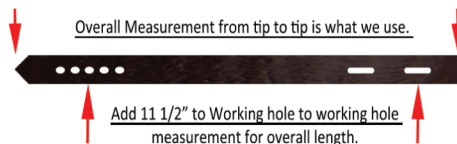
H. Breastplate for Single: Measuring from the back side of the shoulder (elbow area) across the chest to the back side of the elbow area (or 3 inches in front of saddle skirt). _____

I. Breastplate for Pair: The best way to get this measurement is to put a saddle and bellyband on the horse, and then measure from the center of the saddle around the _____

J. Full collar, if applicable: Length _____ Width _____

K. Traces: Slot end _____ Dee end _____ Overall Length _____

L. Length of body from chest to the back of the rump _____

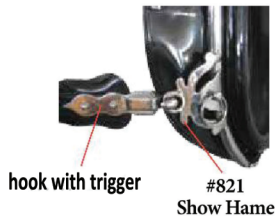

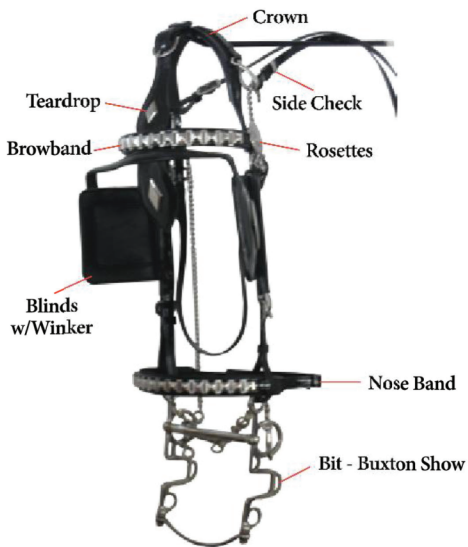


Beta Harness Color: Black _____ 2-tone _____ Russet _____ Hardware: Stainless Steel _____ Brass _____




Shaftloop: Open _____ Marathon _____ Quick Release _____ Vehicle: Cart _____ Carriage _____ Weight _____ lbs

Designed By Yonies Harness Shop

Show Harness





Draft Cart Harness



Draft Team Set

Farm and Logging Style

For Bridle Parts
see
Cart Harness page





Manufacturer of Synthetic Harnesses and Tack

Customer

Satisfaction


**Premium
& Quality**

Is Our Goal!

Yonie's Harness Shop

435 Churchtown Road

Honey Brook, PA 19344



**Give us a call if you are missing
your copy of our master catalog!
610-273-7370**

**To get more copies of this document
please call the office at 610-273-7370.
You can also download this Document by
going to www.forms.yonies.com**